



HÄFELE ALTO DRAWERS

2

DRAWERS & RUNNER SYSTEMS



Alto drawers: affordable quality

Smooth and effortless. Totally practical, the Alto drawer system offers an affordable solution coupled with silence, smooth running and ease of use. The synchronised opening action of the Alto drawer is supremely comfortable - thanks to proven knowledge behind the soft-closing technology, leaving you in no doubt of its quality.

Individual design

Round gallery rails plus single and double metal hanging panels allow for your individual touch. Drawer inserts and waste managements complete the offering.

Tried and tested

The Alto drawer system has been independently tested and passed the European DIN EN 15338 level 3 standards. This was achieved with a full 35 kg weight capacity over 60,000 opening and closing cycles - meaning Alto will be there for you through the life of your kitchen!


> **Features:**

35 and 50 kg load capacity
Full extension runners with integrated soft-close


> **Mounting:**

Front fix brackets snap into drawer sides with knock-in, screw-fix or expanding dowel mounting onto the drawer front

2 DRAWER SIDE COLOURS ARE AVAILABLE



White



Silver metallic



Dimensions in mm Dimensional data not binding. We reserve the right to alter specifications without notice.

SENSOMATIC SINGLE DRAWER SET

For waste bins mounted in drawers



- > **Area of application:** Designed to be used when only one drawer requires Sensomatic functionality eg: for waste bin drawer applications
- > **Contains:** All Sensomatic components needed to operate one drawer (drawer and runners are to be ordered separately)

	Cat. No.
	553.00.492

Packing: 1 set

- +** **Supplied with:**
 - > 1 Piece Sensomatic opening unit
 - > 1 Piece Sensomatic single power supply unit and lead
 - > 1 Piece Sensomatic frame set 100 mm
 - > 4 Pieces Sensomatic spring loaded buffers (Ø5 mm)

SENSOMATIC FRIDGE SET



- > **Area of application:** Designed to provide Sensomatic push to open functionality for integrated fridges. A short tap on the front opens the fridge door by approx. 5 cm to allow the end user to fully open the door.

	Cat. No.
	553.00.450

Packing: 1 set

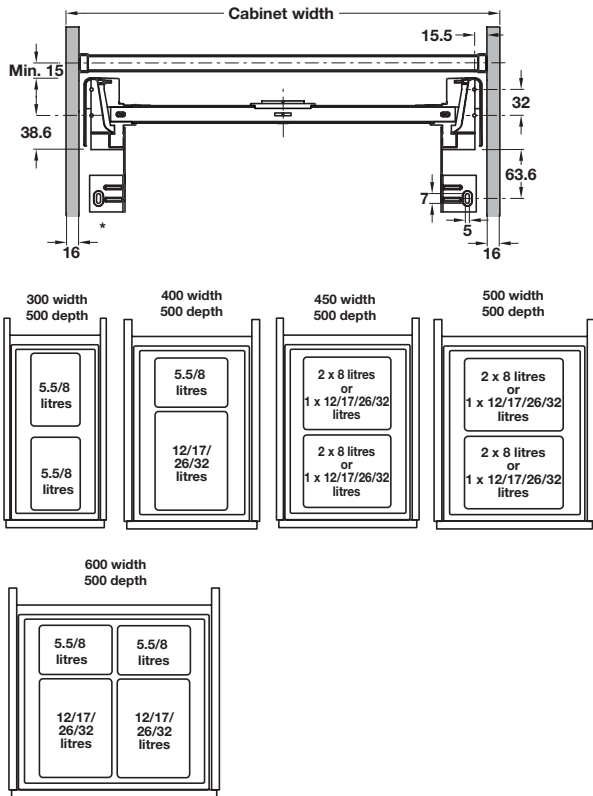
- +** **Supplied with:**
 - > 1 Piece Sensomatic fridge drive unit set
 - > 1 Piece Sensomatic fridge power supply unit
 - > 1 Piece Sensomatic fridge sensor
 - > 1 Piece Sensomatic fridge power cable

- !** **Note:** Not suitable for fridge-freezers, except Häfele Integrated Fridge-Freezer (Cat. No. 535.10.530)

Dimensions in mm Dimensional data not binding. We reserve the right to alter specifications without notice.

NINKA ONE2FIVE WASTE BIN SYSTEM

For carcase 300, 400, 450, 500 or 600mm, mounted as hanging frame in drawer



- > **Area of application:** To suit Häfele MX, Häfele Alto, Grass Nova Pro Scala or Blum Tandembox plus/ Intivo drawers with a depth of 500 mm
- > **Material:** Plastic and steel
- > **Colour:** Dark Grey
- > **Features:** Pre-fitted frame elements, rigid frame construction, three dimensionally adjustable front support brackets, tight integration of the hanging frame in the drawer, same height level of drawer, hanging frame and bins, waste bags strongly fixed by means of carrying handles

Dimensions in mm. Dimensional data not binding. We reserve the right to alter specifications without notice.